


P.SOFA



design by Adele Martelli

P.SOFA

design by Adele Martelli

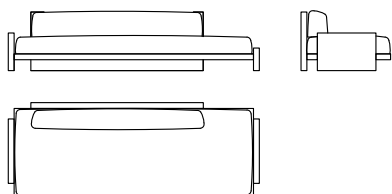


Divano con struttura realizzata con pannelli impiallacciati. Cuscino con supporto in legno imbottito in poliuretano espanso rivestito in tessuto o in pelle. A richiesta, sono disponibili cuscini per lo schienale con imbottitura in piuma rivestita in velluto, tessuto o pelle.

Sofa with frame made of veneered panels. Cushion with wooden support padded with expanded polyurethane foam and upholstered with fabric or leather. Upon request, backrest cushion padded with feather upholstered with velvet, fabric or leather.

DEAA01

	W	D	H
cm	300	114	71
in	118	45	28



FINITURE IN LEGNO · WOODEN FINISHES


Rovere · Oak wood



Rovere Naturale

Natural Oak


Cod. R



Rovere Gold

Gold Oak

Cod. RO



Rovere tinto Ciliegio

Cherrywood-stained Oak


Cod. RC



Rovere tinto Noisette

Noisette-stained Oak


Cod. RNN



Rovere tinto Noce

Walnut-stained Oak


Cod. RNO



Rovere tinto Marrone

Brown-stained Oak

Cod. RW



Rovere tinto Wengè

Wenge-stained Oak


Cod. RWE



Rovere tinto Grigio

Grey-stained Oak

Cod. RG

Rovere laccato a poro aperto
Nero IntensoOpen pore lacquered Oak
Jet Black

Cod. RPA - RAL-9005


RAL standard per laccatura a poro aperto:

- 9016 Bianco Traffico
- 9001 Bianco Crema
- 8022 Marrone Nerastro
- 7030 Grigio Pietra
- 6013 Verde Canna
- 3020 Rosso Traffico
- 3004 Rosso Porpora

Standard RAL for open pore lacquering:

- 9016 Traffic White
- 9001 Cream
- 8022 Black Brown
- 7030 Stone Grey
- 6013 Reed Green
- 3020 Traffic Red
- 3004 Purple Red


Rovere Termotrattato · Thermo-treated Oak wood



Rovere Termotrattato chiaro

Light Thermo-treated Oak

Cod. RTL




Rovere Termotrattato scuro

Dark Thermo-treated Oak

Cod. RTD


Altre essenze · Other veneers



Noce Canaletto

Canaletto Walnut


Cod. NC



Noce Canaletto tinto Grigio

Grey-stained Canaletto Walnut


Cod. NCG




Noce Canaletto tinto Nero


Black-stained Canaletto Walnut

Cod. NCN


TESSUTO · FABRIC*Tessuto Bouclè · Bouclè Fabric**Tessuto Melange · Melange Fabric*

PELLE · LEATHER*Pelle Brezza · Brezza Leather*

617 Ottico




661 Bianco



695 Panna



679 Lino




634 Oasi



603 Tortora




627 Camoscio




638 Bracco




605 Fango



628 Marmotta



602 Moro



678 Caffè



621 Avana



692 Fresia




618 Mango




619 Pompelmo




672 Cedro




691 Oliva




626 Papiro




671 Ghiaccio




609 Prussia




668 Notte




615 Viola




622 Beola



623 Oceano




601 Nero




684 Carota



613 Scarlatto




624 Porpora



614 Azalea



642 Lilla



610 Melograno

CURA E MANUTENZIONE DEL LEGNO

I legni utilizzati per i nostri prodotti sono di altissima qualità e lavorati con la massima maestria.

Le possibili differenze di tonalità o sfumature di colore sono da considerarsi caratteristiche naturali dei materiali e dimostrazione dell'artigianalità di lavorazione.

Per la pulizia quotidiana dei legni naturali, tinti e laccati, si consiglia di utilizzare un panno morbido o in microfibra, inumidito con acqua.

Non utilizzare prodotti spray, cere e prodotti che contengano alcool, solventi o abrasivi.

Pulire le macchie quando sono ancora fresche.

Tutti i prodotti sono realizzati nel rispetto dell'uomo e dell'ambiente.

CURA E MANUTENZIONE DELLA PELLE

Le pelli utilizzate per i nostri prodotti sono di altissima qualità.

Le possibili differenze di tonalità o sfumature di colore sono da considerarsi caratteristiche naturali dei materiali e dimostrazione dell'artigianalità di lavorazione.

Per la pulizia quotidiana di superfici in pelle, si consiglia di utilizzare un panno morbido asciutto o una spazzola morbida.

Periodicamente di possono utilizzare creme specifiche.

Tutte le nostre pelli soddisfano le severe leggi e normative europee riguardanti l'uso e la presenza di PCP, CFC, Cromo (VI) e Azocoloranti nel processo di concia.

Tutti i prodotti sono realizzati nel rispetto dell'uomo e dell'ambiente.

CURA E MANUTENZIONE DEL TESSUTO

I tessuti utilizzate per i nostri prodotti sono di altissima qualità.

Per la pulizia quotidiana di superfici in tessuto, si consiglia di utilizzare un panno morbido asciutto o una spazzola morbida.

CARE AND MAINTENANCE OF WOOD

The wood used for our products are of the highest quality and manufactured with the greatest craftsmanship.

Possible differences in colour tonality or shades are due to the natural characteristics of the materials and are to be considered as proof of artisanal workmanship.

For routine cleaning of natural, stained or lacquered wood, we suggest to use a soft or a microfiber cloth, dampened with water.

Never use spray products, wax or any product containing alcohol, solvent or abrasive.

Clean stains while they are still fresh.

All products are made with respect for the mankind and the environment.

CARE AND MAINTENANCE OF LEATHER

The leather used for our products are of the highest quality.

Possible differences in colour tonality or shades are due to the natural characteristics of the materials and are to be considered as proof of artisanal workmanship.

For routine cleaning of leather surfaces, we suggest to use a soft dry cloth or a soft brush.

Periodically specific products for leather can be used.

All our leather complies with the strict regulation and European directives regarding the use and the presence of PCP, CFC, Chromo (VI) and Azo dyestuffs during the tanning process.

All products are made with respect for the mankind and the environment.

CARE AND MAINTENANCE OF FABRIC

The fabrics used for our products are of the highest quality.

For routine cleaning of leather surfaces, we suggest to use a soft dry cloth or a soft brush.